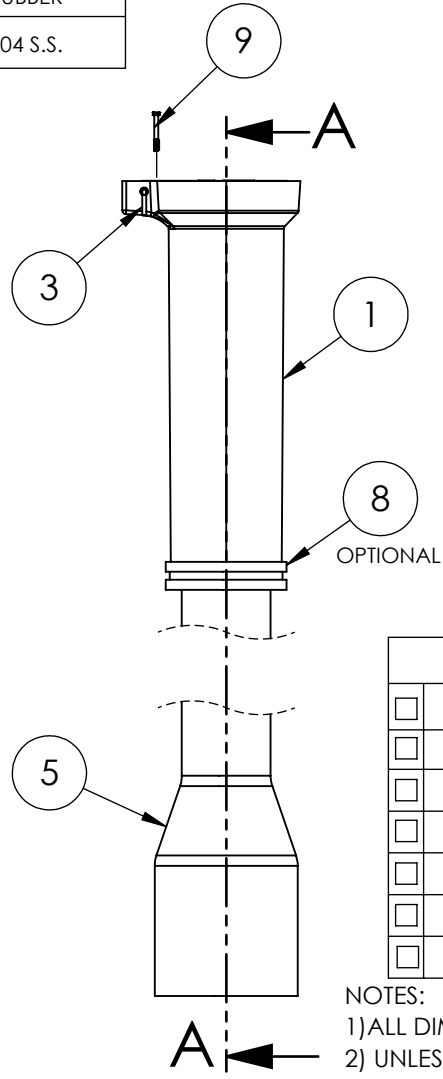
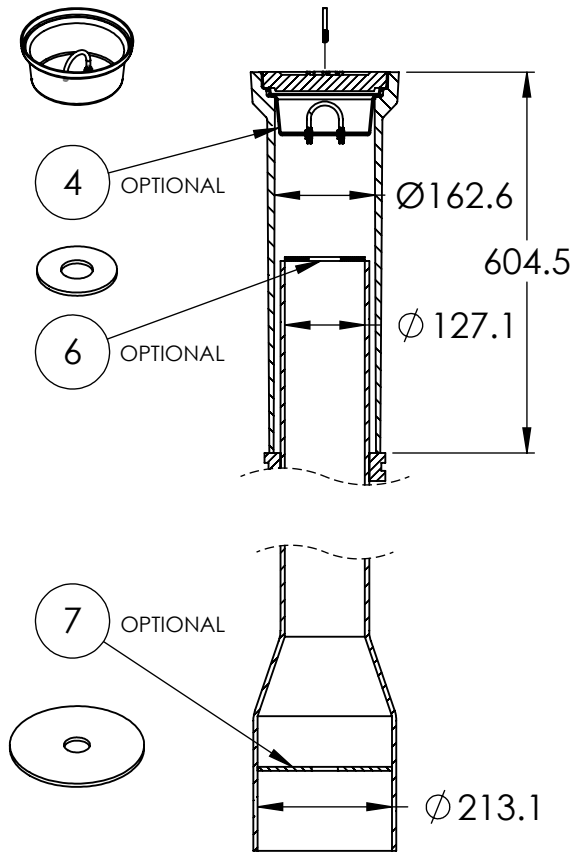
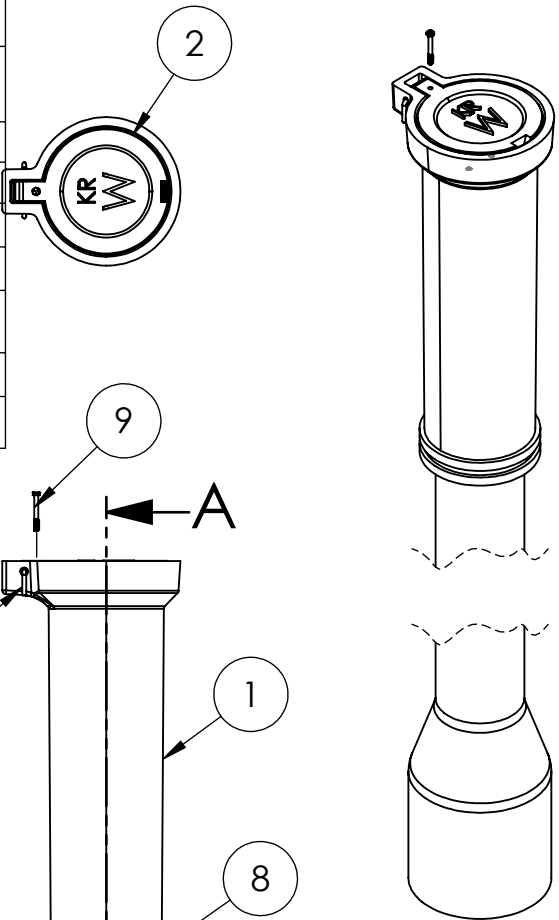


ITEM NO.	PART NO.	DESCRIPTION	QTY.	MATERIAL
1	KR.001C.VB.L.UC	VALVE BOX UPPER CASING COUNTRY	1	ASTM A536 65-45-12 DUCTILE IRON
2	KR.001.VB.LLW or KR.001.VB.LLS	LOCKING "W" or "S" LID FOR KR.001/C VALVE BOX	1	ASTM A536 65-45-12 DUCTILE IRON
3	KR.025.304.06	1/4" X 6" HINGE PIN	1	AISI 304SS
4	KR.001.VB.SC	STONE CATCHER	1	PLASTIC
5	KR.001C.VB.BRP.7	BASE RISER PIPE	1	PVC
6	KR.001C.VB.SD	STONE DISC	1	PLASTIC
7	KR.001C.VB.CD.PE	CENTERING DISC	1	PLASTIC
8	KR.001C.VB.AR	ADJUSTMENT RING	1	RUBBER
9	BT.25.0200.304	1/4" UNC X 2" SS HEX BOLT	1	304 S.S.



<input type="checkbox"/>	OPTIONS	ITEM NO.
<input type="checkbox"/>	"W" LID	KR001LLW
<input type="checkbox"/>	"G" LID	KR001LLG
<input type="checkbox"/>	"S" LID	KR001LLS
<input type="checkbox"/>	"P" LID	KR001LLP
<input type="checkbox"/>	"F" LID	KR001LLF
<input type="checkbox"/>		

NOTES:
 1) ALL DIMENSIONS IN MILLIMETERS,
 2) UNLESS OTHERWISE SPECIFIED DIMENSIONS SHALL HAVE A TOLERANCE OF +/- 2mm AND AN ADDITIONAL +/- 5mm PER METER OF DIMENSION

NOTES: UPPER CASING AND LID FINISH IS BLACK BITUMINOUS ASPHALT CORROSION RESISTANT COATING.

KAROH

KR001CLL COUNTRY LOCKING LID VALVE BOX

IDEAL SPECIFIED PRODUCTS
 45 SYLVAN WAY
 WINNIPEG (MB) R2R 2B9
 CANADA

DESIGNED BY: AG	DESIGN DATE: DEC. 06, 2019	REFERENCE DRAWING:
DRAWN BY: AG	REV. DATE: DEC. 09, 2020.	MANITOBA WATER SERVICE BOARD PART 3 VALVE BOX
CHECKED BY: WF	REV. NO: 1	
DO NOT SCALE DRAWING		